

DOVETAIL COMFORT

(COMFORT SIZE ONLY)

By Liz Sedmak (completelyhooked)



This pattern was designed for Comfort and Cuddle, an organization that distributes small comfort blankets (called "Comforts") to children in need of some extra love and kindness. For more information about our organization, or if you would like to donate a comfort, please visit the [Comfort and Cuddle website](#).

SIZE

Comfort (approximately 10" by 15").

MATERIALS

100 grams (about 125 yards) bulky weight yarn

OR

100 grams (about 250 yards) worsted weight yarn, held double

US 2 (2.75mm) knitting needles

Tapestry needle for weaving in ends

ABBREVIATIONS

st(s): stitch(es)

k: knit

p: purl

RS: right (public) side of the work

WS: wrong (private) side of the work

Cast on 30 stitches.

BOTTOM BORDER (BOTH WRITTEN AND CHARTED)

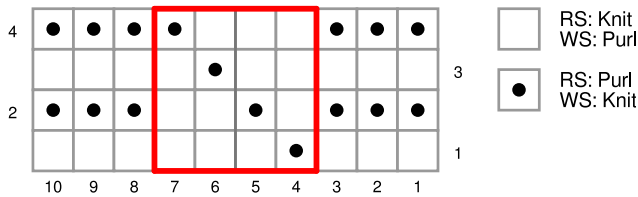
Knit 6 rows.

CHARTED INSTRUCTIONS

For all charts below, work to first red line, work sts between red lines a total of six (6) times, work to end of row.

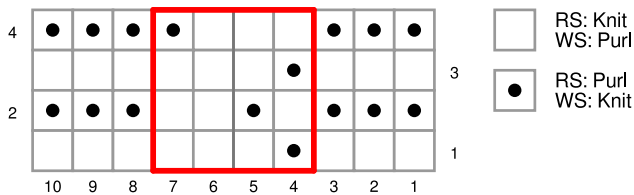
LEFT DIAGONAL SECTION

Work Rows 1-4 a total of six (6) times.



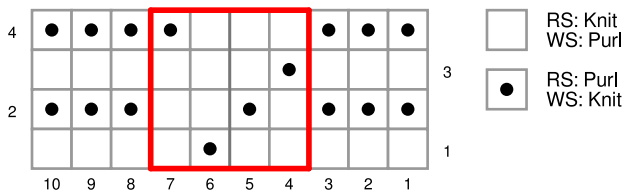
TRANSITION SECTION

Work Rows 1-4 once.



RIGHT DIAGONAL SECTION

Work Rows 1-4 a total of five (5) times, then work Rows 1-3 once more.



WRITTEN INSTRUCTIONS

LEFT DIAGONAL SECTION

Work Rows 1-4 a total of six (6) times.

Row 1 (RS): k3, work (p1, k3) six (6) times, k3.

Row 2 (WS): k3, work (p2, k1, p1) six (6) times, k3.

Row 3 (RS): k3, work (k2, p1, k1) six (6) times, k3.

Row 4 (WS): k3, work (k1, p3) six (6) times, k3.

TRANSITION SECTION

Work Rows 1-4 once.

Row 1 (RS): k3, work (p1, k3) six (6) times, k3.

Row 2 (WS): k3, work (p2, k1, p1) six (6) times, k3.

Row 3 (RS): k3, work (p1, k3) six (6) times, k3.

Row 4 (WS): k3, work (k1, p3) six (6) times, k3.

RIGHT DIAGONAL SECTION

Work Rows 1-4 a total of five (5) times, then work Rows 1-3 once more.

Row 1 (RS): k3, work (k2, p1, k1) six (6) times, k3.

Row 2 (WS): k3, work (p2, k1, p1) six (6) times, k3.

Row 3 (RS): k3, work (p1, k3) six (6) times, k3.

Row 4 (WS): k3, work (k1, p3) six (6) times, k3.

TOP BORDER (BOTH WRITTEN AND CHARTED)

Knit 5 rows.

BIND OFF AND FINISHING

Bind off all sts. Weave in ends securely.